

HTJM Aerofoil - Cased Axial Fans



Features

- 315 - 1000 mm diameter
- Volumes up to 75,600 m³/h (21 m³/s)
- Static pressures up to 900 Pa
- IP55 motor rating
- Fans tested to ISO5801 and BS848
- High energy efficiency
- Low installed noise levels
- Motor protection IP55
- Larger sizes available please enquire for more information

Electrical Supply

380-420V/50Hz/3 ϕ

Temperature Range

- -40°C to 50°C as standard
- 300°C and 400°C for 2 hours on one off emergency operation only
- High temperature test standard directive 89/106/EEC to EN 12101-3

Sizes

315, 355, 400, 450, 500, 560, 630, 710, 800, 900 and 1000 mm

Impellers

A unique high efficiency aerofoil section blade with a purposely smoothed hub and clamp plate for adjustable pitch angle availability.

The Fläkt Woods impellers are all high pressure die cast to offer thin aerofoil sections for low generation of noise. Every cast aluminium component is X-ray examined using Real Time Radiography inspection prior to assembly. The maximum pitch angles shown allow for speed control by frequency inverter.

Motors

Fläkt Woods H.T. Series fans utilise a totally enclosed squirrel cage motor. The grades of motor insulation has been selected to meet the specific requirements for each of the H.T. Categories. These motors are suitable for inverter speed control down to 20% of full speed and where within scope incorporate IE2 compliant motors.

Casings

HT JM Aerofoil fans are available in long cased form, complete with an externally mounted pre-wired electrical terminal box. Casings are spun from sheet steel with integral pre-drilled and radiused inlet flanges. The galvanised finish gives a high resistance to corrosion and is ideal for external as well as internal use.

Temperature Range

Fans are tested in compliance with high temperature test standard directive 89/106/EEC to EN 12101-3, and are fully CE marked accordingly.

Fläkt Woods H.T. Series fan motors are sized to run the fans continuously at normal ambient temperatures (-40°C to 50°C), as well as operating at their emergency high temperature category (once off usage).

Note: During emergency use the inverter should be overridden and the fan run at full speed.

Product Code

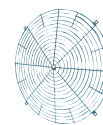
HT63JM/20/4/6/36

- HT - denotes high temperature fan
- 63 - denotes the fan impeller diameter in centimetres
- JM - denotes axial fan family
- 20 - denotes impeller hub diameter in centimetres
- 4 - denotes a nominal 4 pole speed
- 6 - denotes the number of blades
- 36 - denotes the pitch angle for the required duty

Accessories



Damper



Guard



Bellmouth



Flange



Mounting Feet



Rubber AV's



Spring AV's



Flexible Connector



Silencer

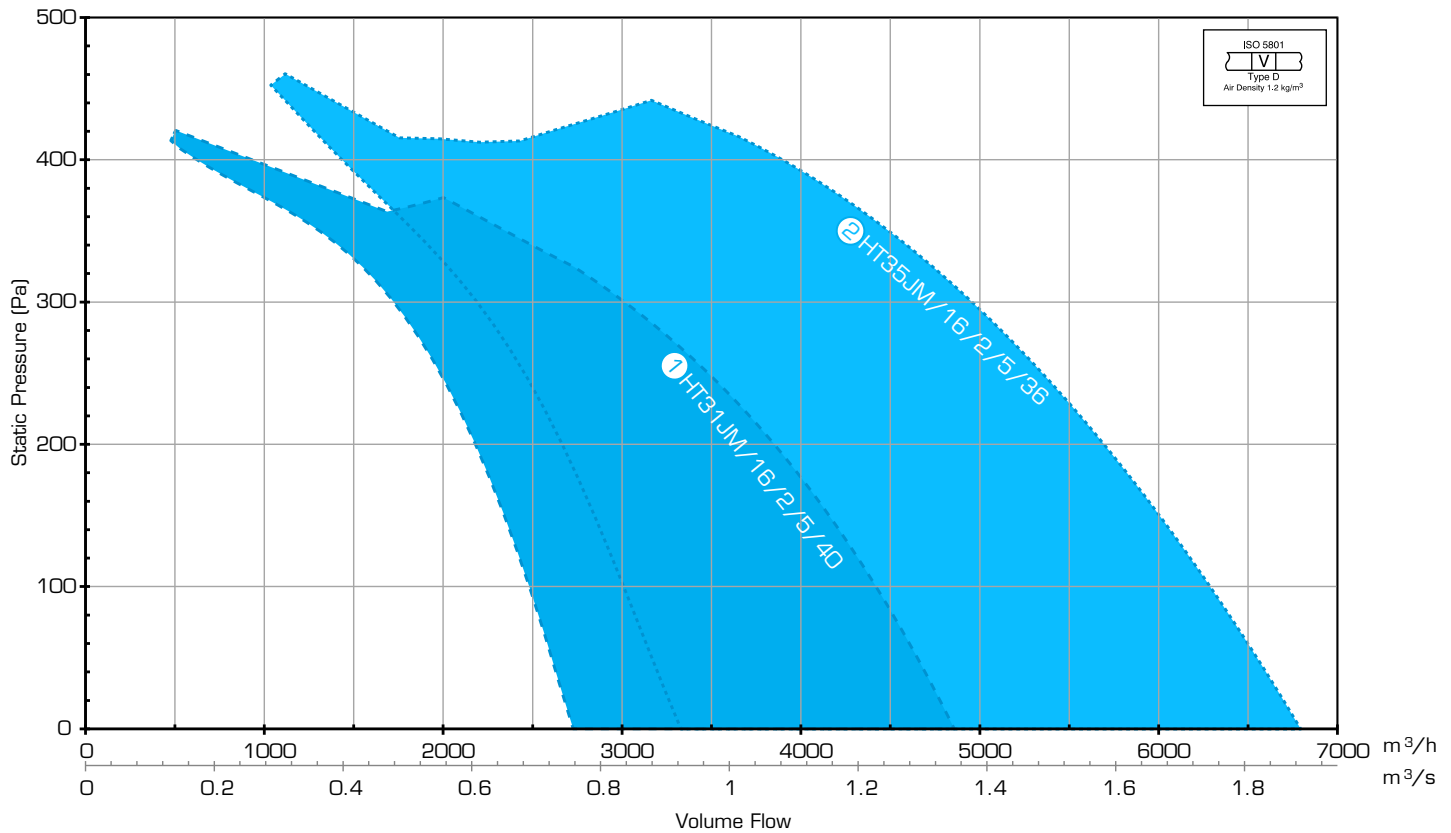


Controls Inverter



HTJM Aerofoil Performance and Electrical Data

Performance Chart - 315-355 mm, 300°C for 2 hours
380-420v/50Hz/3φ



Performance Table - 315-355 mm, 300°C for 2 hours
380-420v/50Hz/3φ

| Ref | Product Code | m³/s @ Pa (Static) | | | | | | | |
|-----|------------------|--------------------|------|------|------|------|------|------|------|
| | | 0 | 50 | 100 | 150 | 200 | 250 | 300 | 400 |
| 1 | HT31JM/16/2/5/40 | 1.34 | 1.29 | 1.22 | 1.15 | 1.06 | 0.96 | 0.83 | |
| 2 | HT35JM/16/2/5/36 | 1.88 | 1.81 | 1.74 | 1.66 | 1.58 | 1.48 | 1.37 | 1.08 |

Product, Electrical and ErP Table - 315-355 mm, 300°C for 2 hours
380-420v/50Hz/3φ

| Ref | Product Code | Product Number | Pitch Angle (°) | | Speed rev/min | Motor | Rating (kW) | Full Load Current (A) | Starting Current (A) | Wiring Diagram (CD) | Speed Controller | | |
|-----|------------------|----------------|-----------------|-----|---------------|----------|-------------|-----------------------|----------------------|---------------------|------------------|-------------|-------------|
| | | | Min | Max | | | | | | | Electronic | Transformer | Inverter |
| 1 | HT31JM/16/2/5/40 | EJ349282 | 20 | 40 | 2840 | 80 (IE2) | 0.9 | 1.95 | 9.75 | CD2416 | N/A | N/A | IDDXF54-2.2 |
| 2 | HT35JM/16/2/5/36 | EJ389280 | 14 | 36 | 2840 | 80 (IE2) | 1.32 | 2.79 | 14.62 | CD2416 | N/A | N/A | IDDXF54-3.7 |

| Ref | Product Code | Product Number | Inlet Sound Levels | Efficiency Rating | Target | Grade |
|-----|------------------|----------------|--------------------|-------------------|--------|-------|
| 1 | HT31JM/16/2/5/40 | EJ349282 | 65 | 40.9 | 38.1 | 4B |
| 2 | HT35JM/16/2/5/36 | EJ389280 | 68 | 46.8 | 39.1 | 53 |

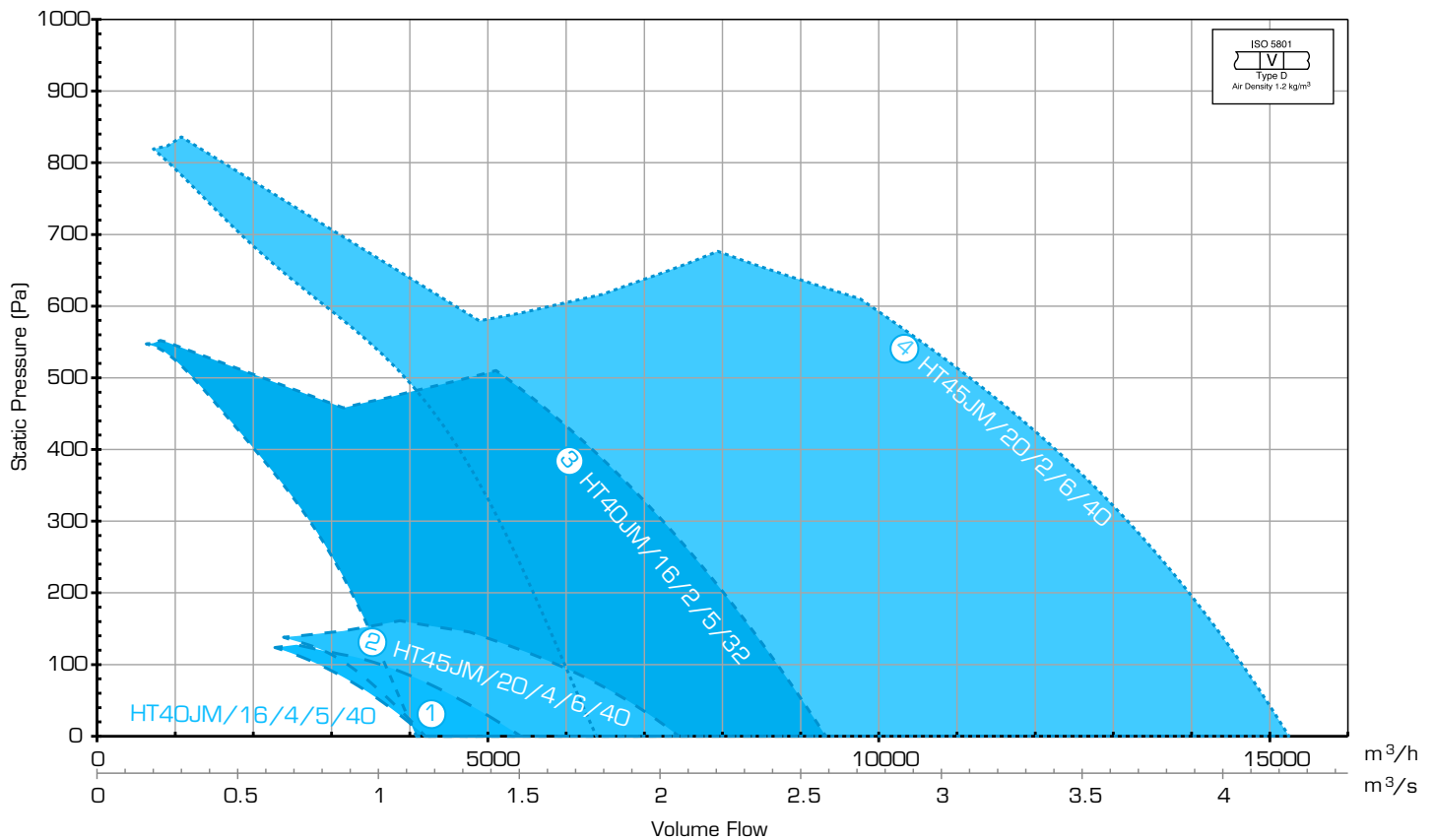
AIRTREND Ltd.
 Predstavništvo u Beogradu
 Kumanovska 14, 11000 Beograd
 Tel: 011/3836886, 3085740
 Faks: 011/3444113
 e-mail: gobrid@eunet.rs
 web: www.airtrend.rs

Sound pressure levels quoted are at the inlet, and are average dBA at 3m distance over a sphere at the mid point at the highest angle given, under free field conditions. These are presented for comparative purposes only.



HTJM Aerofoil Performance and Electrical Data

Performance Chart - 400-450 mm, 300°C for 2 hours
380-420v/50Hz/3φ



Performance Table - 400-450 mm, 300°C for 2 hours
380-420v/50Hz/3φ

| Ref | Product Code | m³/s @ Pa (Static) | | | | | | | | | |
|-----|------------------|--------------------|------|------|------|------|------|------|------|------|------|
| | | 0 | 50 | 100 | 150 | 200 | 250 | 300 | 400 | 500 | 600 |
| 3 | HT40JM/16/2/5/32 | 2.58 | 2.5 | 2.41 | 2.32 | 2.22 | 2.12 | 2.01 | 1.75 | 1.45 | |
| 1 | HT40JM/16/4/5/40 | 1.5 | 1.29 | 1 | | | | | | | |
| 2 | HT45JM/20/4/6/40 | 2.06 | 1.88 | 1.63 | | | | | | | |
| 4 | HT45JM/20/2/6/40 | 4.23 | 4.15 | 4.06 | 3.97 | 3.87 | 3.77 | 3.66 | 3.4 | 3.1 | 2.74 |

Product, Electrical and ErP Table - 400-450 mm, 300°C for 2 hours
380-420v/50Hz/3φ

| Ref | Product Code | Product Number | Pitch Angle (°) | | Speed rev/min | Motor | Rating (kW) | Full Load Current (A) | Starting Current (A) | Wiring Diagram (CD) | Speed Controller | | |
|-----|------------------|----------------|-----------------|-----|---------------|------------|-------------|-----------------------|----------------------|---------------------|------------------|-------------|-------------|
| | | | Min | Max | | | | | | | Electronic | Transformer | Inverter |
| 3 | HT40JM/16/2/5/32 | EJ439280 | 10 | 32 | 2840 | 80 (IE2) | 1.73 | 3.59 | 18.31 | CD2416 | N/A | N/A | IDDXF54-3.7 |
| 1 | HT40JM/16/4/5/40 | EJ439430 | 28 | 40 | 1420 | 80 (IE2) | 0.66 | 1.49 | 7.35 | CD2416 | N/A | N/A | IDDXF54-2.2 |
| 2 | HT45JM/20/4/6/40 | EJ489430 | 18 | 40 | 1420 | 80 (IE2) | 0.66 | 1.49 | 7.35 | CD2416 | N/A | N/A | IDDXF54-2.2 |
| 4 | HT45JM/20/2/6/40 | EJ489280 | 12 | 40 | 2910 | 100L (IE2) | 4.6 | 8.88 | 61.27 | CD2416 | N/A | N/A | IDDXF54-9 |

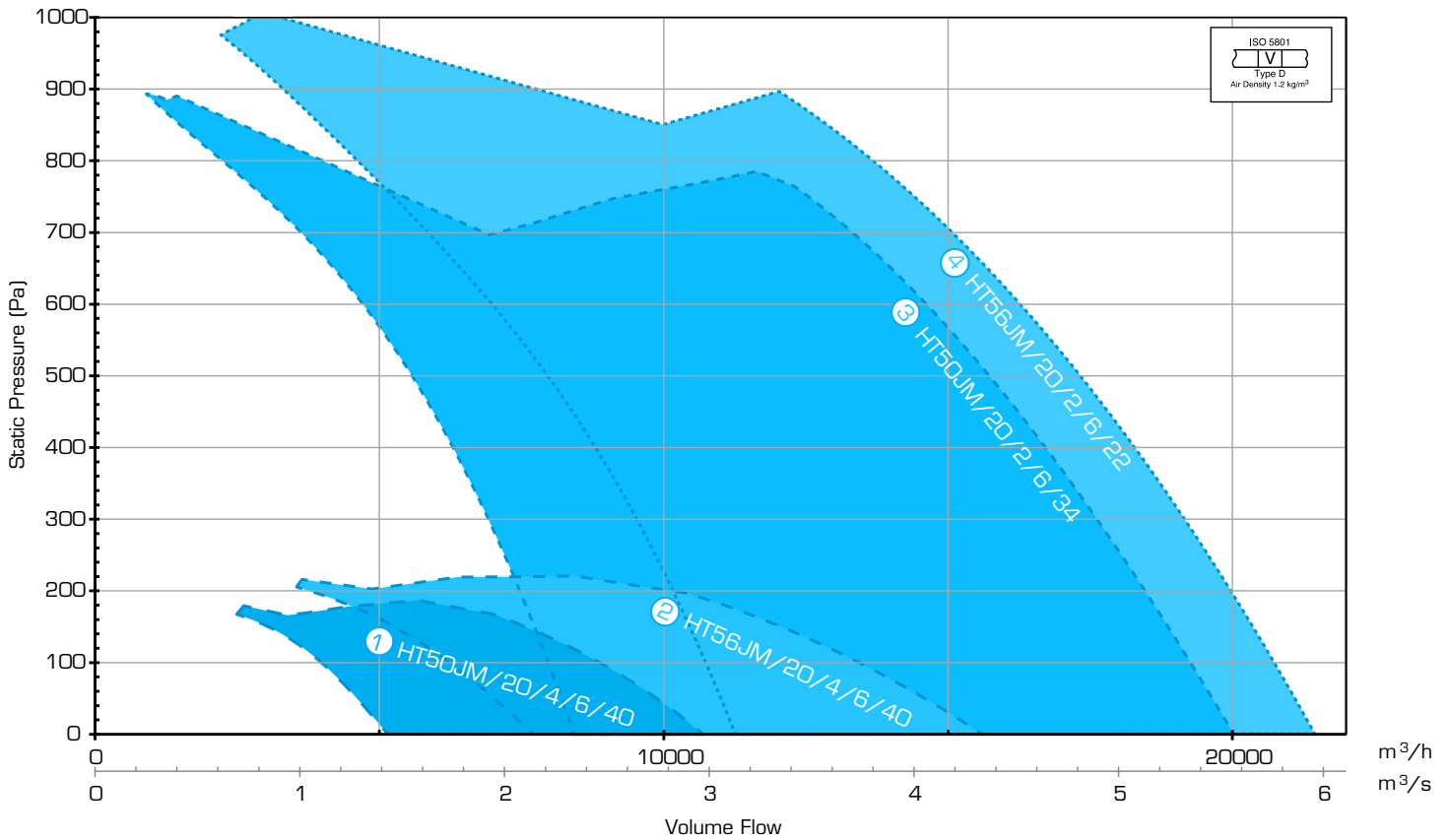
| Ref | Product Code | Product Number | Inlet Sound Levels | Efficiency Rating | Target | Grade |
|-----|------------------|----------------|--------------------|-------------------|--------|-------|
| 3 | HT40JM/16/2/5/32 | EJ439280 | 69 | 49.4 | 40.2 | 54 |
| 1 | HT40JM/16/4/5/40 | EJ439430 | 56 | 40.8 | 35.8 | 58 |
| 2 | HT45JM/20/4/6/40 | EJ489430 | 59 | 41.1 | 37.5 | 49 |
| 4 | HT45JM/20/2/6/40 | EJ489280 | 77 | 45.7 | 43.1 | 48 |

Sound pressure levels quoted are at the inlet, and are average dBA at 3m distance over a sphere at the mid point at the highest angle given, under free field conditions. These are presented for comparative purposes only.



HTJM Aerofoil Performance and Electrical Data

Performance Chart - 500-560 mm, 300°C for 2 hours
380-420v/50Hz/3φ



Performance Table - 500-560 mm, 300°C for 2 hours
380-420v/50Hz/3φ

| Ref | Product Code | m³/s @ Pa (Static) | | | | | | | | | | | |
|-----|------------------|--------------------|------|------|------|------|------|------|------|------|------|------|-----|
| | | 0 | 50 | 100 | 150 | 200 | 250 | 300 | 400 | 500 | 600 | 700 | 800 |
| 1 | HT50JM/20/4/6/40 | 2.96 | 2.74 | 2.46 | 2.09 | | | | | | | | |
| 2 | HT50JM/20/2/6/34 | 5.56 | 5.45 | 5.35 | 5.24 | 5.12 | 5.01 | 4.89 | 4.64 | 4.36 | 4.06 | 3.7 | |
| 3 | HT56JM/20/4/6/40 | 4.33 | 4.05 | 3.73 | 3.34 | | | | | | | | |
| 4 | HT56JM/20/2/6/22 | 5.95 | 5.86 | 5.75 | 5.65 | 5.54 | 5.43 | 5.32 | 5.07 | 4.81 | 4.51 | 4.18 | 3.8 |

Product, Electrical and ErP Table - 500-560 mm, 300°C for 2 hours
380-420v/50Hz/3φ

| Ref | Product Code | Product Number | Pitch Angle (°) | | Speed rev/min | Motor | Rating (kW) | Full Load Current (A) | Starting Current (A) | Wiring Diagram (CD) | Speed Controller | | |
|-----|------------------|----------------|-----------------|-----|---------------|------------|-------------|-----------------------|----------------------|---------------------|------------------|-------------|-------------|
| | | | Min | Max | | | | | | | Electronic | Transformer | Inverter |
| 1 | HT50JM/20/4/6/40 | EJ539482 | 14 | 40 | 1420 | 80 (IE2) | 0.9 | 1.92 | 9.79 | CD2416 | N/A | N/A | IDDXF54-2.2 |
| 3 | HT50JM/20/2/6/34 | EJ539280 | 10 | 34 | 2910 | 112M (IE2) | 6.05 | 11.6 | 76.56 | CD2416 | N/A | N/A | IDDXF54-12 |
| 2 | HT56JM/20/4/6/40 | EJ599490 | 14 | 40 | 1420 | 90L (IE2) | 1.8 | 3.76 | 20.68 | CD2416 | N/A | N/A | IDDXF54-5.3 |
| 4 | HT56JM/20/2/6/22 | EE599280 | 8 | 22 | 2910 | 112M (IE2) | 6.05 | 11.6 | 76.56 | CD2416 | N/A | N/A | IDDXF54-12 |

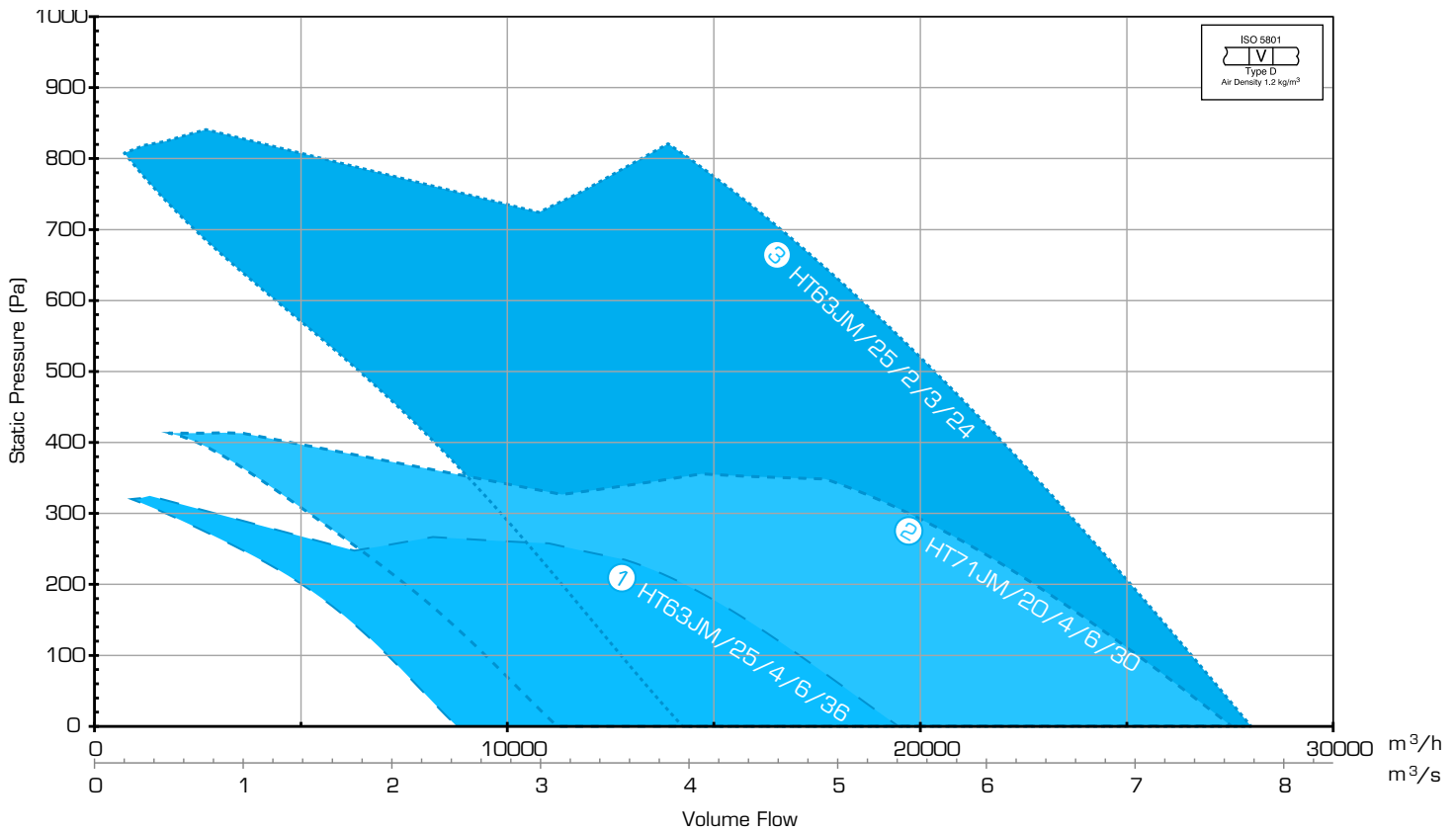
| Ref | Product Code | Product Number | Inlet Sound Levels | Efficiency Rating | Target | Grade |
|-----|------------------|----------------|--------------------|-------------------|--------|-------|
| 1 | HT50JM/20/4/6/40 | EJ539482 | 62 | 45.9 | 38.8 | 52 |
| 2 | HT50JM/20/2/6/34 | EJ539280 | 78 | 54.4 | 53.7 | 55 |
| 3 | HT56JM/20/4/6/40 | EJ599490 | 66 | 52.0 | 50.1 | 56 |
| 4 | HT56JM/20/2/6/22 | EE599280 | 76 | 61.8 | 53.4 | 63 |

Sound pressure levels quoted are at the inlet, and are average dBA at 3m distance over a sphere at the mid point at the highest angle given, under free field conditions. These are presented for comparative purposes only.



HTJM Aerofoil Performance and Electrical Data

Performance Chart - 630-710 mm, 300°C for 2 hours
380-420v/50Hz/3φ



Performance Table - 630-710 mm, 300°C for 2 hours
380-420v/50Hz/3φ

| Ref | Product Code | m³/s @ Pa (Static) | | | | | | | | | | | |
|-----|------------------|--------------------|------|------|------|------|------|------|------|------|------|------|-----|
| | | 0 | 50 | 100 | 150 | 200 | 250 | 300 | 400 | 500 | 600 | 700 | 800 |
| 3 | HT63JM/25/2/3/24 | 7.78 | 7.58 | 7.38 | 7.17 | 6.97 | 6.76 | 6.55 | 6.11 | 5.65 | 5.15 | 4.61 | 4 |
| 1 | HT63JM/20/4/6/36 | 5.4 | 5.07 | 4.74 | 4.38 | 3.97 | | | | | | | |
| 2 | HT71JM/20/4/6/30 | 7.64 | 7.33 | 7.01 | 6.68 | 6.32 | 5.93 | 5.47 | | | | | |

Product, Electrical and ErP Table - 630-710 mm, 300°C for 2 hours
380-420v/50Hz/3φ

| Ref | Product Code | Product Number | Pitch Angle (°) | | Speed rev/min | Motor | Rating (kW) | Full Load Current (A) | Starting Current (A) | Wiring Diagram (CD) | Speed Controller | | |
|-----|------------------|----------------|-----------------|-----|---------------|------------|-------------|-----------------------|----------------------|---------------------|------------------|-------------|--------------|
| | | | Min | Max | | | | | | | Electronic | Transformer | Inverter |
| 3 | HT63JM/25/2/3/24 | EE664281 | 8 | 24 | 2910 | 132S (IE2) | 6.6 | 12.66 | 72.08 | CD2416 | N/A | N/A | IDDXF54-15.5 |
| 1 | HT63JM/20/4/6/36 | EJ669482 | 12 | 36 | 1420 | 100L (IE2) | 2.64 | 5.49 | 30.62 | CD2416 | N/A | N/A | IDDXF54-7.2 |
| 2 | HT71JM/20/4/6/30 | EE749481 | 8 | 30 | 1440 | 100L (IE2) | 3.6 | 7.29 | 40.11 | CD2416 | N/A | N/A | IDDXF54-9 |

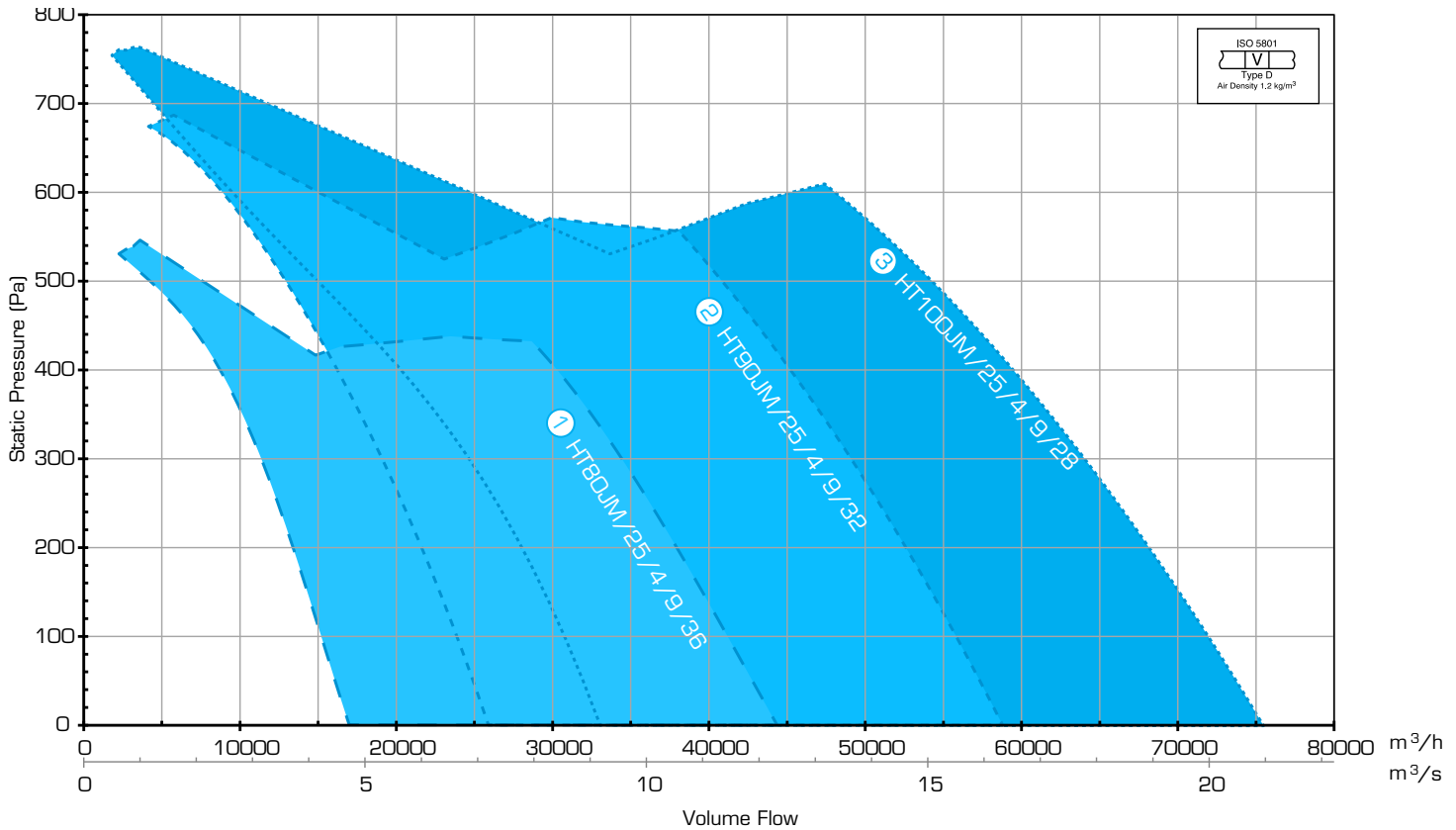
| Ref | Product Code | Product Number | Inlet Sound Levels | Efficiency Rating | Target | Grade |
|-----|------------------|----------------|--------------------|-------------------|--------|-------|
| 3 | HT63JM/25/2/3/24 | EE664281 | 77 | 55.8 | 54.0 | 56 |
| 1 | HT63JM/20/4/6/36 | EJ669482 | 67 | 55.6 | 51.0 | 59 |
| 2 | HT71JM/20/4/6/30 | EE749481 | 70 | 59.2 | 52.3 | 61 |

Sound pressure levels quoted are at the inlet, and are average dBA at 3m distance over a sphere at the mid point at the highest angle given, under free field conditions. These are presented for comparative purposes only.



HTJM Aerofoil Performance and Electrical Data

Performance Chart - 800, 900, 1000 mm, 300°C for 2 hours
380-420v/50Hz/3φ



Performance Table - 800, 900, 1000 mm, 300°C for 2 hours
380-420v/50Hz/3φ

| Ref | Product Code | m³/s @ Pa (Static) | | | | | | | | | |
|-----|-------------------|--------------------|-------|-------|-------|-------|-------|-------|-------|-------|-------|
| | | 0 | 50 | 100 | 150 | 200 | 250 | 300 | 400 | 500 | 600 |
| 1 | HT80JM/25/4/9/36 | 12.32 | 11.88 | 11.44 | 10.99 | 10.53 | 10.06 | 9.56 | 8.41 | | |
| 2 | HT90JM/25/4/9/32 | 16.33 | 15.92 | 15.5 | 15.06 | 14.61 | 14.13 | 13.63 | 12.56 | 11.34 | |
| 3 | HT100JM/25/4/9/28 | 20.96 | 20.48 | 19.98 | 19.46 | 18.93 | 18.37 | 17.78 | 16.51 | 15.07 | 13.35 |

Product, Electrical and ErP Table - 800, 900, 1000 mm, 300°C for 2 hours
380-420v/50Hz/3φ

| Ref | Product Code | Product Number | Pitch Angle [°] | | Speed rev/min | Motor | Rating (kW) | Full Load Current (A) | Starting Current (A) | Wiring Diagram (CD) | Speed Controller | | |
|-----|-------------------|----------------|-----------------|-----|---------------|------------|-------------|-----------------------|----------------------|---------------------|------------------|-------------|------------|
| | | | Min | Max | | | | | | | Electronic | Transformer | Inverter |
| 1 | HT80JM/25/4/9/36 | EJ839493 | 10 | 36 | 1440 | 132S (IE2) | 8.63 | 16.36 | 101.52 | CD2417 | N/A | N/A | IDDXF54-23 |
| 2 | HT90JM/25/4/9/32 | EJ939481 | 10 | 32 | 1440 | 132M (IE2) | 12.7 | 24 | 163.2 | CD2417 | N/A | N/A | IDDXF54-31 |
| 3 | HT100JM/25/4/9/28 | EE139485 | 8 | 28 | 1470 | 160L (IE2) | 18 | 34.2 | 177.94 | CD2417 | N/A | N/A | IDDXF54-37 |

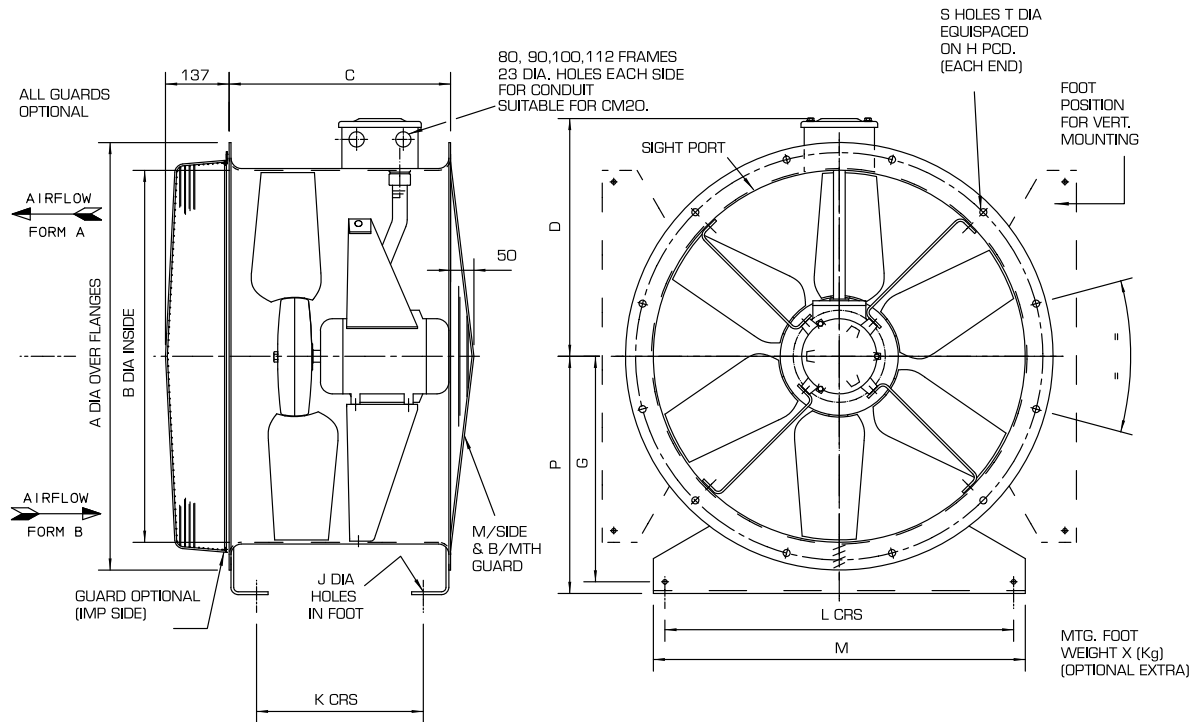
| Ref | Product Code | Product Number | Inlet Sound Levels | Efficiency Rating | Target | Grade |
|-----|-------------------|----------------|--------------------|-------------------|--------|-------|
| 1 | HT80JM/25/4/9/36 | EJ839493 | 77 | 58.5 | 54.2 | 59 |
| 2 | HT90JM/25/4/9/32 | EJ939481 | 88 | 61.3 | 55.1 | 61 |
| 3 | HT100JM/25/4/9/28 | EE139485 | 84 | 64.1 | 55.3 | 63 |

Sound pressure levels quoted are at the inlet, and are average dBA at 3m distance over a sphere at the mid point at the highest angle given, under free field conditions. These are presented for comparative purposes only.



Drawing - HTJM Aerofoil, 300°C for 2 hours

315-1000 mm



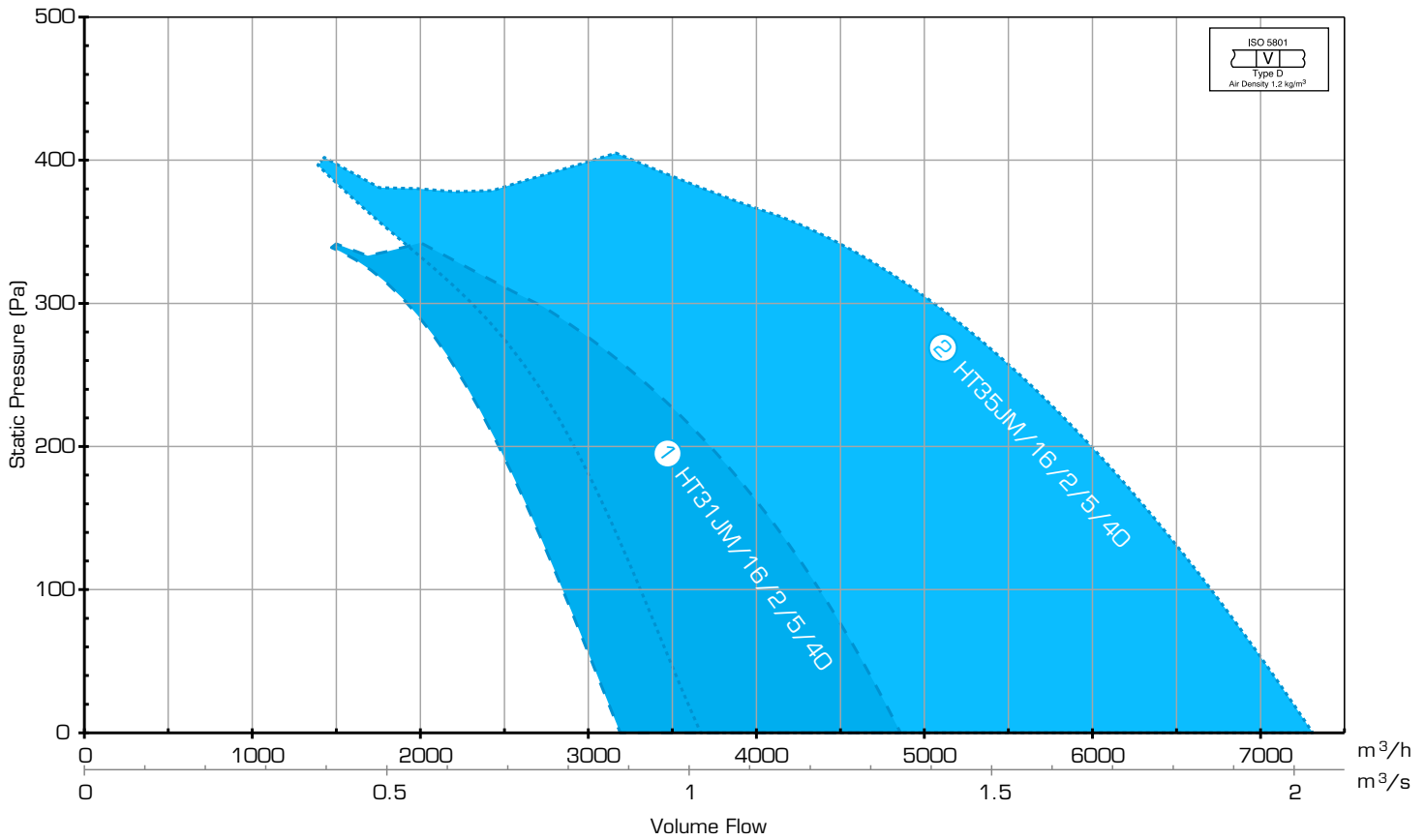
| Product Code | Motor | A | B | C | D | G | H | J | K | L | M | P | S | T | X | Weight (kg) |
|-------------------|------------|------|------|-----|-----|-----|------|----|-----|-----|------|-----|----|----|------|-------------|
| HT31JM/16/2/5/40 | 80 (IE2) | 395 | 315 | 375 | 335 | 175 | 355 | 10 | 290 | 265 | 315 | 200 | 8 | 10 | 0.8 | 31 |
| HT35JM/16/2/5/40 | 80 (IE2) | 435 | 355 | 375 | 256 | 200 | 395 | 10 | 290 | 305 | 355 | 225 | 8 | 10 | 1.1 | 34 |
| HT40JM/16/2/5/32 | 80 (IE2) | 480 | 400 | 375 | 279 | 225 | 450 | 10 | 290 | 350 | 400 | 250 | 8 | 12 | 1.2 | 35 |
| HT40JM/16/4/5/40 | 80 (IE2) | 480 | 400 | 375 | 279 | 225 | 450 | 10 | 290 | 350 | 400 | 250 | 8 | 12 | 1.2 | 35 |
| HT45JM/20/4/6/40 | 80 (IE2) | 530 | 450 | 375 | 306 | 225 | 500 | 10 | 290 | 400 | 450 | 280 | 8 | 12 | 1.5 | 37 |
| HT45JM/20/2/6/40 | 100 (IE2) | 530 | 450 | 520 | 306 | 225 | 500 | 10 | 434 | 400 | 450 | 280 | 8 | 12 | 1.5 | 60 |
| HT50JM/20/4/6/40 | 80 (IE2) | 594 | 500 | 375 | 338 | 290 | 560 | 10 | 290 | 450 | 500 | 315 | 12 | 12 | 2 | 39 |
| HT50JM/20/2/6/34 | 112M (IE2) | 594 | 500 | 520 | 338 | 290 | 560 | 10 | 434 | 450 | 500 | 315 | 12 | 12 | 2 | 76 |
| HT56JM/20/4/6/40 | 90L (IE2) | 654 | 560 | 520 | 368 | 330 | 620 | 10 | 424 | 510 | 560 | 355 | 12 | 12 | 2.3 | 55 |
| HT56JM/20/2/6/22 | 112M (IE2) | 654 | 560 | 520 | 368 | 330 | 620 | 10 | 424 | 510 | 560 | 355 | 12 | 12 | 2.3 | 78 |
| HT63JM/25/2/3/24 | 132S (IE2) | 724 | 630 | 520 | 403 | 375 | 690 | 10 | 434 | 580 | 630 | 400 | 12 | 12 | 2.4 | 140 |
| HT63JM/20/4/6/36 | 100L (IE2) | 724 | 630 | 520 | 403 | 375 | 690 | 10 | 434 | 580 | 630 | 400 | 12 | 12 | 2.4 | 80 |
| HT71JM/20/4/6/30 | 100L (IE2) | 804 | 710 | 520 | 443 | 415 | 770 | 10 | 434 | 660 | 710 | 440 | 16 | 12 | 4.5 | 83 |
| HT80JM/25/4/9/36 | 132S (IE2) | 894 | 800 | 520 | 480 | 485 | 860 | 12 | 434 | 750 | 800 | 510 | 16 | 12 | 5.3 | 166 |
| HT90JM/25/4/9/32 | 132M (IE2) | 1006 | 900 | 520 | 575 | 491 | 970 | 12 | 440 | 850 | 900 | 518 | 16 | 15 | 5.3 | 179 |
| HT100JM/25/4/9/28 | 160L (IE2) | 1138 | 1000 | 711 | 625 | 605 | 1070 | 14 | 629 | 950 | 1000 | 630 | 16 | 15 | 13.2 | 335 |

All dimensions in mm



HTJM Aerofoil Performance and Electrical Data

Performance Chart - 315-355 mm, 400°C for 2 hours
380-420v/50Hz/3φ



Performance Table - 315-355 mm, 400°C for 2 hours
380-420v/50Hz/3φ

| Ref | Product Code | m³/s @ Pa (Static) | | | | | | |
|-----|------------------|--------------------|------|------|------|------|------|-----|
| | | 0 | 50 | 100 | 150 | 200 | 250 | 300 |
| 1 | HT31JM/16/2/5/40 | 1.34 | 1.28 | 1.21 | 1.13 | 1.03 | 0.91 | |
| 2 | HT35JM/16/2/5/40 | 2.03 | 1.94 | 1.86 | 1.76 | 1.66 | 1.54 | 1.4 |

Product, Electrical and ErP Table - 315-355 mm, 400°C for 2 hours
380-420v/50Hz/3φ

| Ref | Product Code | Product Number | Pitch Angle (°) | | Speed rev/min | Motor | Rating (kW) | Full Load Current (A) | Starting Current (A) | Wiring Diagram (CD) | Speed Controller | | |
|-----|------------------|----------------|-----------------|-----|---------------|----------|-------------|-----------------------|----------------------|---------------------|------------------|-------------|-------------|
| | | | Min | Max | | | | | | | Electronic | Transformer | Inverter |
| 1 | HT31JM/16/2/5/40 | EJ349294 | 24 | 40 | 2840 | 80 (IE2) | 0.9 | 1.95 | 9.75 | CD2416 | N/A | N/A | IDDXF54-2.2 |
| 2 | HT35JM/16/2/5/40 | EJ389294 | 16 | 40 | 2840 | 80 (IE2) | 1.32 | 2.79 | 14.5 | CD2416 | N/A | N/A | IDDXF54-3.7 |

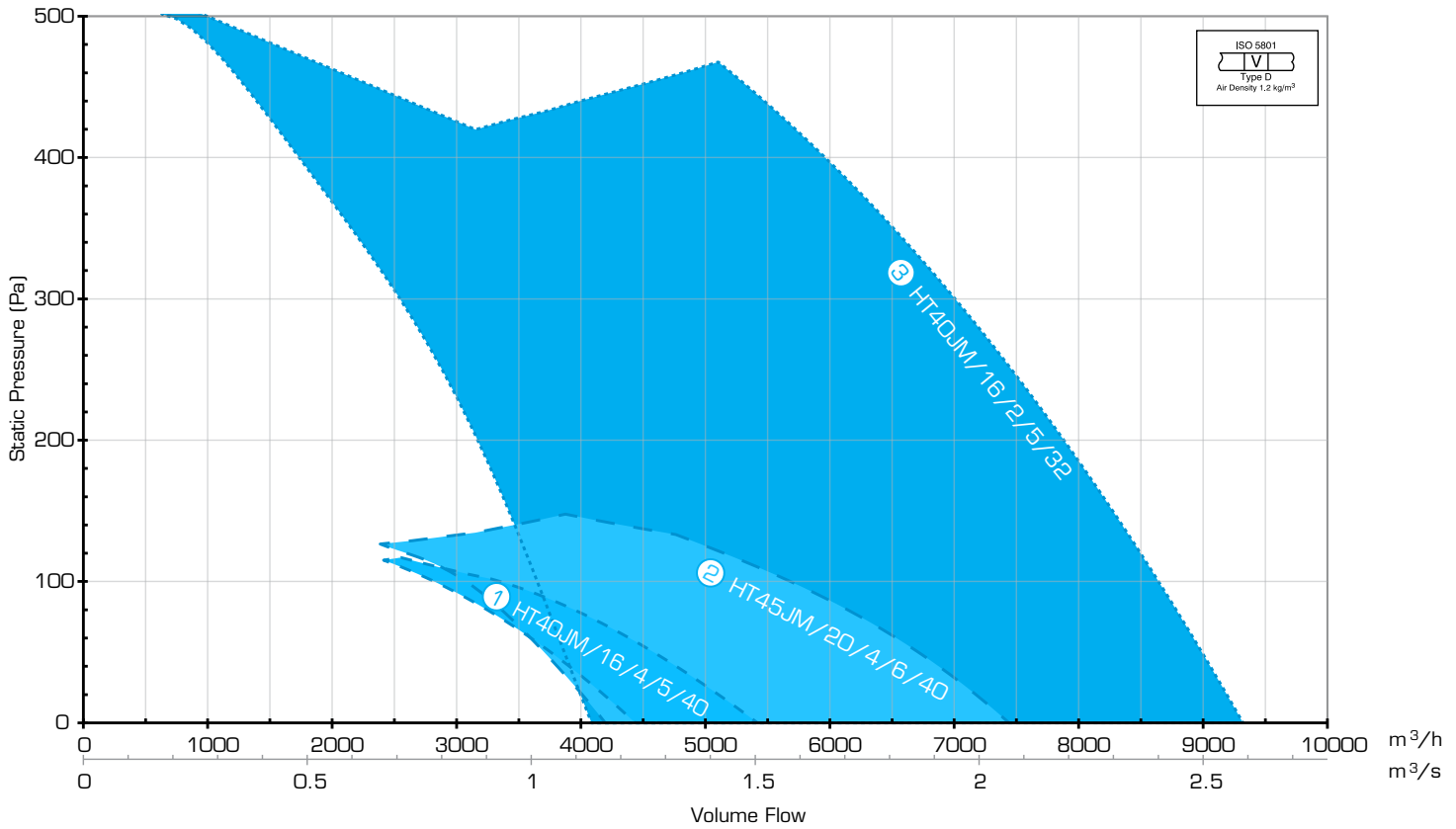
| Ref | Product Code | Product Number | Inlet Sound Levels | Efficiency Rating | Target | Grade |
|-----|------------------|----------------|--------------------|-------------------|--------|-------|
| 1 | HT31JM/16/2/5/40 | EJ349294 | 66 | 39.1 | 38.0 | 46 |
| 2 | HT35JM/16/2/5/40 | EJ389294 | 71 | 44.3 | 39.3 | 50 |

Sound pressure levels quoted are at the inlet, and are average dBA at 3m distance over a sphere at the mid point at the highest angle given, under free field conditions. These are presented for comparative purposes only.



HTJM Aerofoil Performance and Electrical Data

Performance Chart - 400-450 mm, 400°C for 2 hours
380-420v/50Hz/3φ



Performance Table - 400-450 mm, 400°C for 2 hours
380-420v/50Hz/3φ

| Ref | Product Code | m³/s @ Pa (Static) | | | | | | | |
|-----|------------------|--------------------|------|------|------|------|------|------|------|
| | | 0 | 50 | 100 | 150 | 200 | 250 | 300 | 400 |
| 3 | HT40JM/16/2/5/32 | 2.58 | 2.49 | 2.4 | 2.29 | 2.18 | 2.07 | 1.94 | 1.65 |
| 1 | HT40JM/16/4/5/40 | 1.5 | 1.27 | 0.92 | | | | | |
| 2 | HT45JM/20/4/6/40 | 2.06 | 1.86 | 1.57 | | | | | |

Product, Electrical and ErP Table - 400-450 mm, 400°C for 2 hours
380-420v/50Hz/3φ

| Ref | Product Code | Product Number | Pitch Angle (°) | | Speed rev/min | Motor | Rating (kW) | Full Load Current (A) | Starting Current (A) | Wiring Diagram (CD) | Speed Controller | | |
|-----|------------------|----------------|-----------------|-----|---------------|----------|-------------|-----------------------|----------------------|---------------------|------------------|-------------|-------------|
| | | | Min | Max | | | | | | | Electronic | Transformer | Inverter |
| 3 | HT40JM/16/2/5/32 | EJ439294 | 10 | 32 | 2840 | 80 (IE2) | 1.73 | 3.59 | 18.31 | CD2416 | N/A | N/A | IDDXF54-3.7 |
| 1 | HT40JM/16/4/5/40 | EJ439444 | 30 | 40 | 1420 | 80 (IE2) | 0.66 | 1.49 | 7.37 | CD2416 | N/A | N/A | IDDXF54-2.2 |
| 2 | HT45JM/20/4/6/40 | EJ489444 | 18 | 40 | 1420 | 80 (IE2) | 0.66 | 1.49 | 7.37 | CD2416 | N/A | N/A | IDDXF54-2.2 |

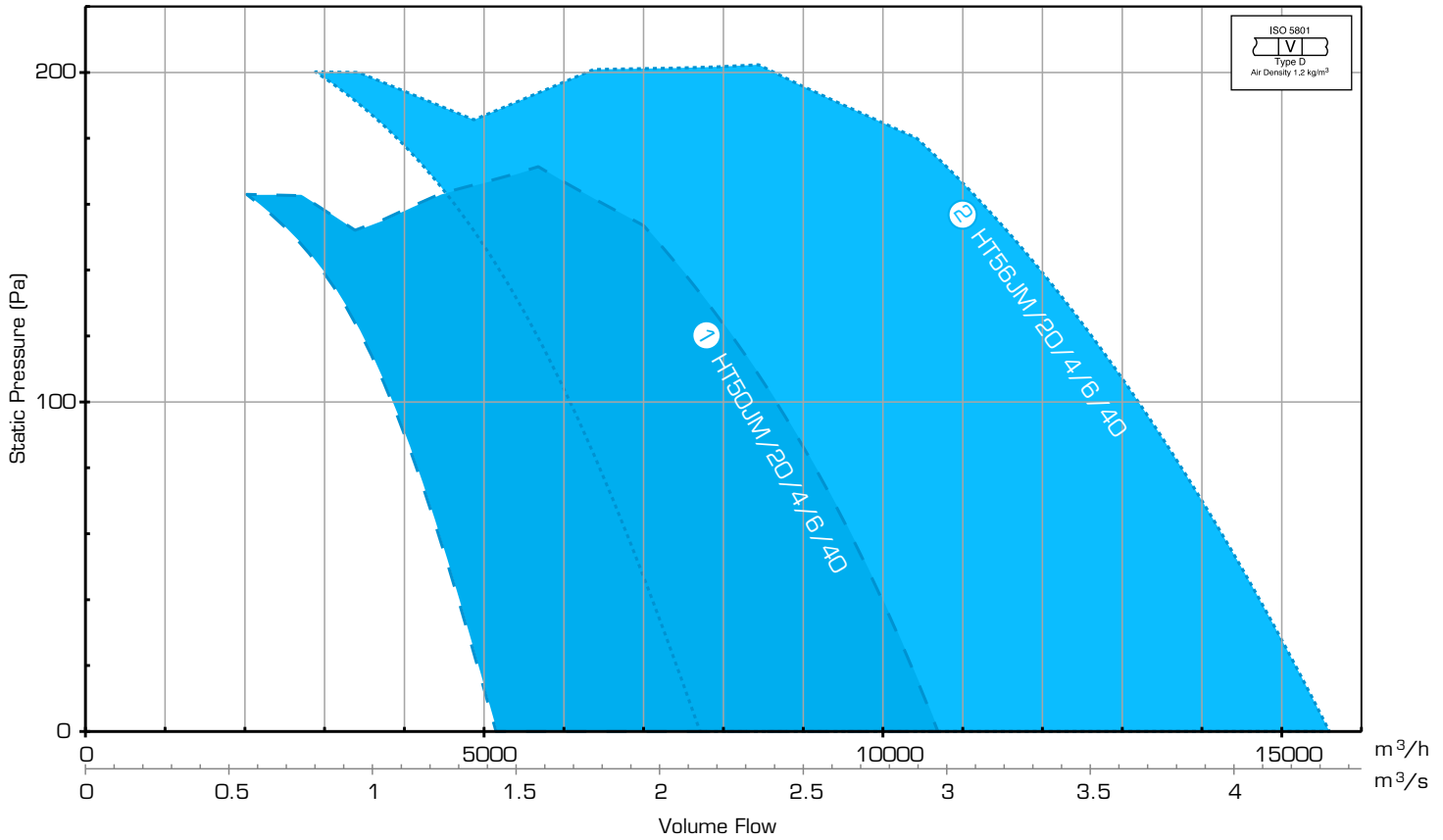
| Ref | Product Code | Product Number | Inlet Sound Levels | Efficiency Rating | Target | Grade |
|-----|------------------|----------------|--------------------|-------------------|--------|-------|
| 3 | HT40JM/16/2/5/32 | EJ439294 | 70 | 47.7 | 40.0 | 53 |
| 1 | HT40JM/16/4/5/40 | EJ439444 | 56 | 39.3 | 35.6 | 49 |
| 2 | HT45JM/20/4/6/40 | EJ489444 | 60 | 39.4 | 37.5 | 47 |

Sound pressure levels quoted are at the inlet, and are average dBA at 3m distance over a sphere at the mid point at the highest angle given, under free field conditions. These are presented for comparative purposes only.



HTJM Aerofoil Performance and Electrical Data

Performance Chart - 500-560 mm, 400°C for 2 hours
380-420v/50Hz/3φ



Performance Table - 500-560 mm, 400°C for 2 hours
380-420v/50Hz/3φ

| Ref | Product Code | m³/s @ Pa (Static) | | | |
|-----|------------------|--------------------|------|------|------|
| | | 0 | 50 | 100 | 150 |
| 1 | HT50JM/20/4/6/40 | 2.96 | 2.72 | 2.4 | 1.97 |
| 2 | HT56JM/20/4/6/40 | 4.33 | 4.02 | 3.66 | 3.22 |

Product, Electrical and ErP Table - 500-560 mm, 400°C for 2 hours
380-420v/50Hz/3φ

| Ref | Product Code | Product Number | Pitch Angle [°] | | Speed rev/min | Motor | Rating (kW) | Full Load Current (A) | Starting Current (A) | Wiring Diagram (CD) | Speed Controller | | |
|-----|------------------|----------------|-----------------|-----|---------------|-----------|-------------|-----------------------|----------------------|---------------------|------------------|-------------|-------------|
| | | | Min | Max | | | | | | | Electronic | Transformer | Inverter |
| 1 | HT50JM/20/4/6/40 | EJ539494 | 14 | 40 | 1420 | 80 (IE2) | 0.9 | 1.92 | 9.79 | CD2416 | N/A | N/A | IDDXF54-2.2 |
| 2 | HT56JM/20/4/6/40 | EJ599494 | 14 | 40 | 1420 | 90L (IE2) | 1.8 | 3.76 | 20.68 | CD2416 | N/A | N/A | IDDXF54-5.3 |

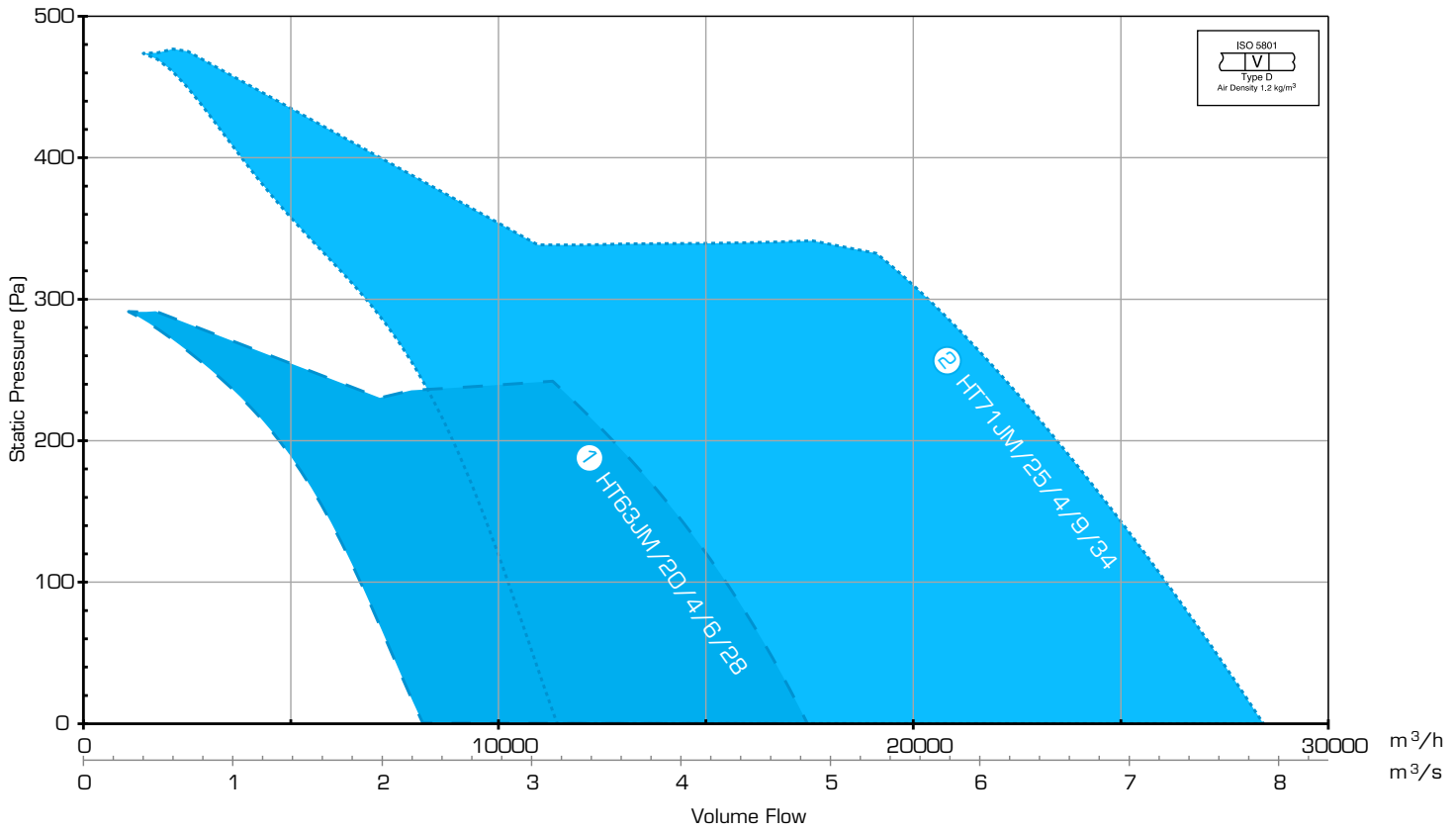
| Ref | Product Code | Product Number | Inlet Sound Levels | Efficiency Rating | Target | Grade |
|-----|------------------|----------------|--------------------|-------------------|--------|-------|
| 1 | HT50JM/20/4/6/40 | EJ539494 | 63 | 44.2 | 38.8 | 50 |
| 2 | HT56JM/20/4/6/40 | EJ599494 | 67 | 50.4 | 50.1 | 55 |

Sound pressure levels quoted are at the inlet, and are average dBA at 3m distance over a sphere at the mid point at the highest angle given, under free field conditions. These are presented for comparative purposes only.



HTJM Aerofoil Performance and Electrical Data

Performance Chart - 630-710 mm, 400°C for 2 hours
380-420v/50Hz/3φ



Performance Table - 630-710 mm, 400°C for 2 hours
380-420v/50Hz/3φ

| Ref | Product Code | m³/s @ Pa (Static) | | | | | | |
|-----|------------------|--------------------|------|------|------|------|------|------|
| | | 0 | 50 | 100 | 150 | 200 | 250 | 300 |
| 1 | HT63JM/20/4/6/28 | 4.84 | 4.59 | 4.3 | 3.95 | 3.54 | | |
| 2 | HT71JM/25/4/9/34 | 7.89 | 7.58 | 7.24 | 6.89 | 6.51 | 6.11 | 5.65 |

Product, Electrical and ErP Table - 630-710 mm, 400°C for 2 hours
380-420v/50Hz/3φ

| Ref | Product Code | Product Number | Pitch Angle (°) | | Speed rev/min | Motor | Rating (kW) | Full Load Current (A) | Starting Current (A) | Wiring Diagram (CD) | Speed Controller | | |
|-----|------------------|----------------|-----------------|-----|---------------|------------|-------------|-----------------------|----------------------|---------------------|------------------|-------------|-------------|
| | | | Min | Max | | | | | | | Electronic | Transformer | Inverter |
| 1 | HT63JM/20/4/6/28 | EJ669494 | 10 | 28 | 1420 | 90L (IE2) | 1.8 | 3.76 | 20.68 | CD2416 | N/A | N/A | IDDXF54-5.3 |
| 2 | HT71JM/25/4/9/34 | EJ749494 | 10 | 34 | 1440 | 112M (IE2) | 4.8 | 9.69 | 49.42 | CD2417 | N/A | N/A | IDDXF54-12 |

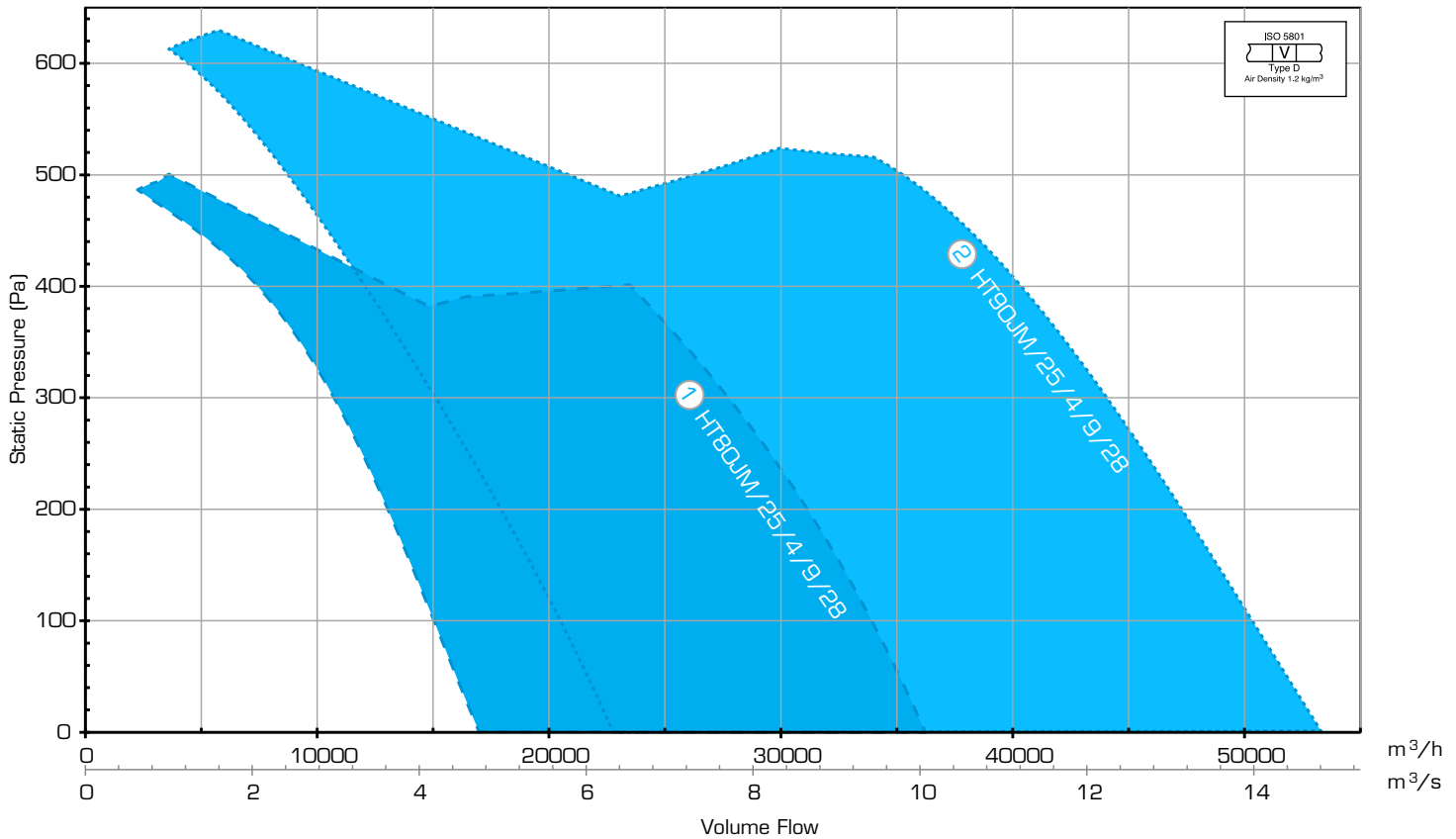
| Ref | Product Code | Product Number | Inlet Sound Levels | Efficiency Rating | Target | Grade |
|-----|------------------|----------------|--------------------|-------------------|--------|-------|
| 1 | HT63JM/20/4/6/28 | EJ669494 | 65 | 51.6 | 50.2 | 56 |
| 2 | HT71JM/25/4/9/34 | EJ749494 | 72 | 49.4 | 42.8 | 52 |

Sound pressure levels quoted are at the inlet, and are average dBA at 3m distance over a sphere at the mid point at the highest angle given, under free field conditions. These are presented for comparative purposes only.



HTJM Aerofoil Performance and Electrical Data

Performance Chart - 800-900 mm, 400°C for 2 hours
380-420v/50Hz/3φ



Performance Table - 800-900 mm, 400°C for 2 hours
380-420v/50Hz/3φ

| Ref | Product Code | m³/s @ Pa (Static) | | | | | | | | |
|-----|------------------|--------------------|-------|-------|-------|-------|-------|-------|-------|------|
| | | 0 | 50 | 100 | 150 | 200 | 250 | 300 | 400 | 500 |
| 1 | HT80JM/25/4/9/28 | 10.06 | 9.75 | 9.42 | 9.05 | 8.65 | 8.2 | 7.7 | 6.54 | |
| 2 | HT90JM/25/4/9/28 | 14.8 | 14.39 | 13.98 | 13.56 | 13.13 | 12.69 | 12.24 | 11.21 | 9.79 |

Product, Electrical and ErP Table - 800-900 mm, 400°C for 2 hours
380-420v/50Hz/3φ

| Ref | Product Code | Product Number | Pitch Angle (°) | | Speed rev/min | Motor | Rating (kW) | Full Load Current (A) | Starting Current (A) | Wiring Diagram (CD) | Speed Controller | | |
|-----|------------------|----------------|-----------------|-----|---------------|------------|-------------|-----------------------|----------------------|---------------------|------------------|-------------|--------------|
| | | | Min | Max | | | | | | | Electronic | Transformer | Inverter |
| 1 | HT80JM/25/4/9/28 | EJ839494 | 10 | 28 | 1440 | 132S (IE2) | 6.6 | 12.5 | 76.25 | CD2417 | N/A | N/A | IDDXF54-15.5 |
| 2 | HT90JM/25/4/9/28 | EJ939494 | 8 | 28 | 1440 | 132M (IE2) | 10.6 | 19.9 | 133.33 | CD2417 | N/A | N/A | IDDXF54-23 |

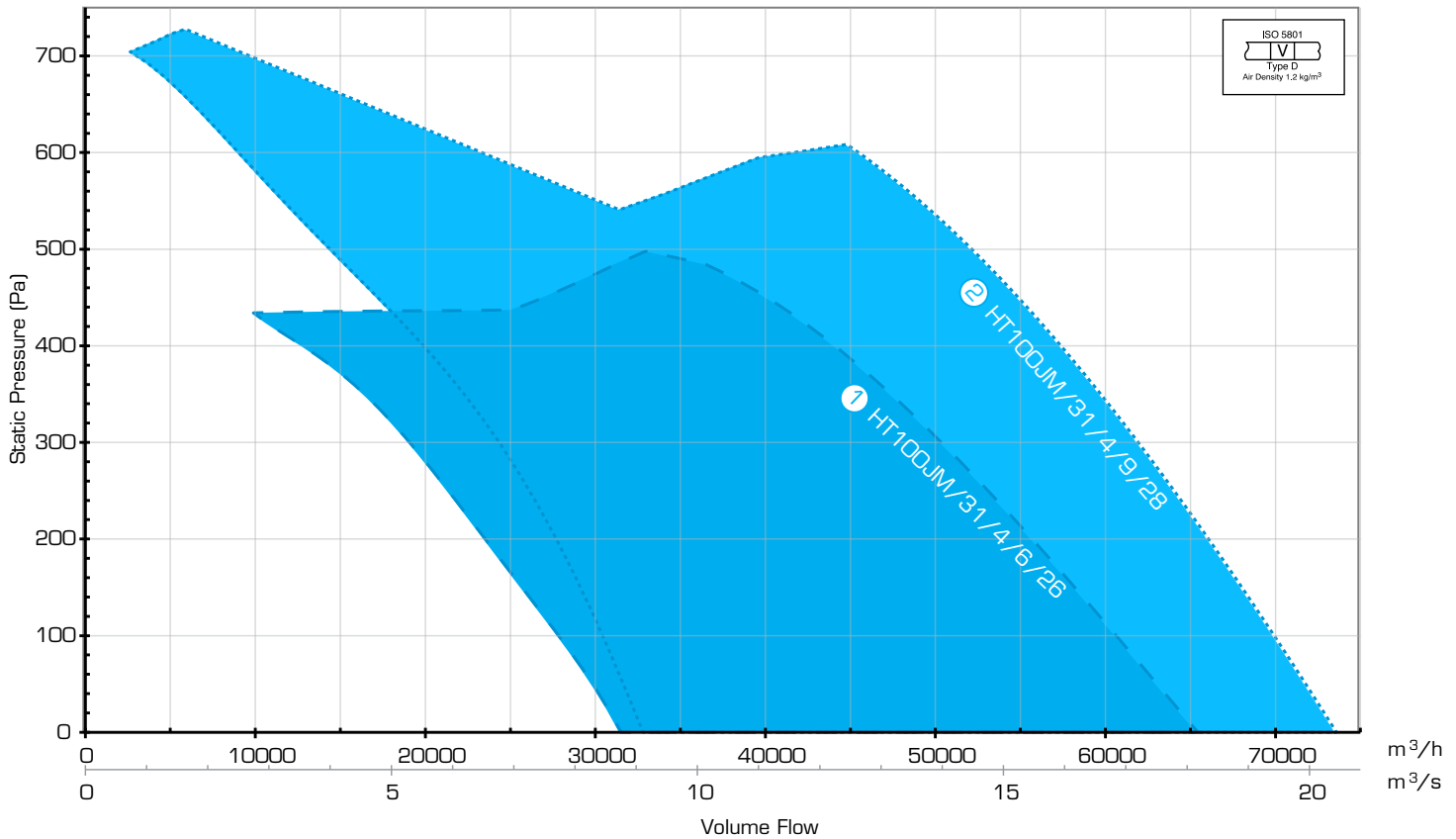
| Ref | Product Code | Product Number | Inlet Sound Levels | Efficiency Rating | Target | Grade |
|-----|------------------|----------------|--------------------|-------------------|--------|-------|
| 1 | HT80JM/25/4/9/28 | EJ839494 | 75 | 54.7 | 53.4 | 56 |
| 2 | HT90JM/25/4/9/28 | EJ939494 | 79 | 59.6 | 55.0 | 59 |

Sound pressure levels quoted are at the inlet, and are average dBA at 3m distance over a sphere at the mid point at the highest angle given, under free field conditions. These are presented for comparative purposes only.



HTJM Aerofoil Performance and Electrical Data

Performance Chart - 1000 mm, 400°C for 2 hours
380-420v/50Hz/3φ



Performance Table - 1000 mm, 400°C for 2 hours
380-420v/50Hz/3φ

| Ref | Product Code | m³/s @ Pa (Static) | | | | | | | | | |
|-----|-------------------|--------------------|-------|-------|-------|-------|-------|-------|-------|-------|------|
| | | 0 | 50 | 100 | 150 | 200 | 250 | 300 | 400 | 500 | 600 |
| 1 | HT100JM/31/4/6/26 | 18.14 | 17.47 | 16.8 | 16.12 | 15.43 | 14.71 | 13.95 | 12.21 | | |
| 2 | HT100JM/31/4/9/28 | 20.4 | 19.9 | 19.39 | 18.86 | 18.31 | 17.75 | 17.17 | 15.9 | 14.45 | 12.6 |

Product, Electrical and ErP Table - 1000 mm, 400°C for 2 hours
380-420v/50Hz/3φ

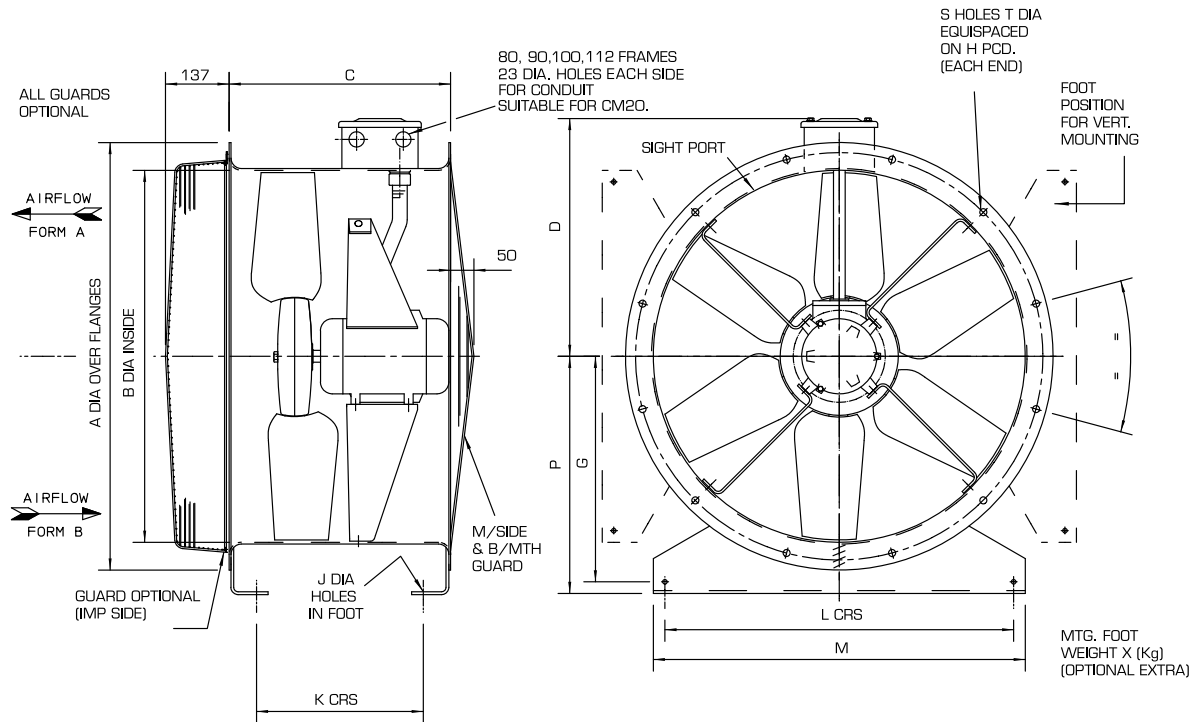
| Ref | Product Code | Product Number | Pitch Angle (°) | | Speed rev/min | Motor | Rating (kW) | Full Load Current (A) | Starting Current (A) | Wiring Diagram (CD) | Speed Controller | | |
|-----|-------------------|----------------|-----------------|-----|---------------|------------|-------------|-----------------------|----------------------|---------------------|------------------|-------------|------------|
| | | | Min | Max | | | | | | | Electronic | Transformer | Inverter |
| 1 | HT100JM/31/4/6/26 | EE139498 | 8 | 26 | 1440 | 132M (IE2) | 10.6 | 19.9 | 133.33 | CD2417 | N/A | N/A | IDDXF54-23 |
| 2 | HT100JM/31/4/9/28 | EE139497 | 8 | 28 | 1440 | 16DL (IE2) | 18 | 34.2 | 177.94 | CD2417 | N/A | N/A | IDDXF54-37 |

| Ref | Product Code | Product Number | Inlet Sound Levels | Efficiency Rating | Target | Grade |
|-----|-------------------|----------------|--------------------|-------------------|--------|-------|
| 1 | HT100JM/31/4/6/26 | EE139498 | 85 | 66.1 | 54.6 | 66 |
| 2 | HT100JM/31/4/9/28 | EE139497 | 85 | 58.6 | 55.3 | 58 |

Sound pressure levels quoted are at the inlet, and are average dBA at 3m distance over a sphere at the mid point at the highest angle given, under free field conditions. These are presented for comparative purposes only.

Drawing - HTJM Aerofoil, 400°C for 2 hours

315-1000 mm



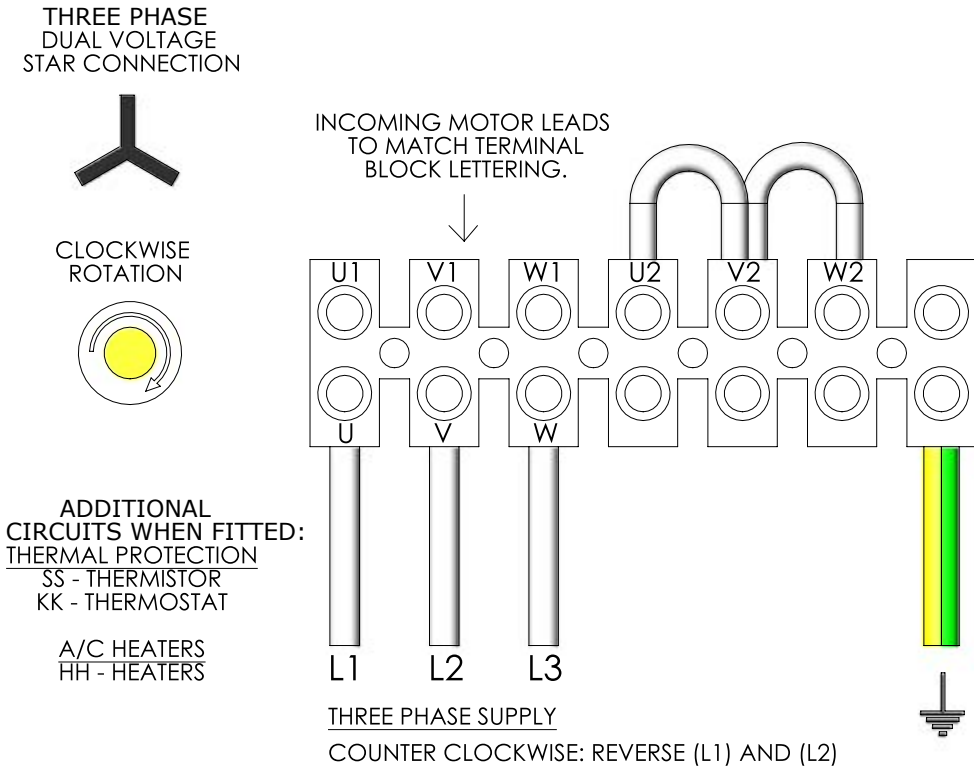
| Product Code | Motor | A | B | C | D | G | H | J | K | L | M | P | S | T | X | Weight (kg) |
|-------------------|------------|------|------|-----|-----|-----|------|----|-----|-----|------|-----|----|----|------|-------------|
| HT31JM/16/2/5/40 | 80 (IE2) | 395 | 315 | 375 | 335 | 175 | 355 | 10 | 290 | 265 | 315 | 200 | 8 | 10 | 0.8 | 31 |
| HT35JM/16/2/5/40 | 80 (IE2) | 435 | 355 | 375 | 256 | 200 | 395 | 10 | 290 | 305 | 355 | 225 | 8 | 10 | 1.1 | 34 |
| HT40JM/16/2/5/32 | 80 (IE2) | 480 | 400 | 375 | 279 | 225 | 450 | 10 | 290 | 350 | 400 | 250 | 8 | 12 | 1.2 | 35 |
| HT40JM/16/4/5/40 | 80 (IE2) | 480 | 400 | 375 | 279 | 225 | 450 | 10 | 290 | 350 | 400 | 250 | 8 | 12 | 1.2 | 35 |
| HT45JM/20/4/6/40 | 80 (IE2) | 530 | 450 | 375 | 306 | 225 | 500 | 10 | 290 | 400 | 450 | 280 | 8 | 12 | 1.5 | 37 |
| HT50JM/20/4/6/40 | 80 (IE2) | 594 | 500 | 375 | 338 | 290 | 560 | 10 | 290 | 450 | 500 | 315 | 12 | 12 | 2 | 39 |
| HT56JM/20/4/6/40 | 90L (IE2) | 654 | 560 | 520 | 368 | 330 | 620 | 10 | 424 | 510 | 560 | 355 | 12 | 12 | 2.3 | 55 |
| HT63JM/20/4/6/28 | 90L (IE2) | 724 | 630 | 520 | 403 | 375 | 690 | 10 | 434 | 580 | 630 | 400 | 12 | 12 | 2.4 | 61 |
| HT71JM/25/4/9/34 | 112M (IE2) | 804 | 710 | 520 | 443 | 415 | 770 | 10 | 434 | 660 | 710 | 440 | 16 | 12 | 4.5 | 95 |
| HT80JM/25/4/9/28 | 132S (IE2) | 894 | 800 | 520 | 480 | 485 | 860 | 12 | 434 | 750 | 800 | 510 | 16 | 12 | 5.3 | 166 |
| HT90JM/25/4/9/28 | 132M (IE2) | 1006 | 900 | 520 | 575 | 491 | 970 | 12 | 440 | 850 | 900 | 518 | 16 | 15 | 5.3 | 179 |
| HT100JM/31/4/6/26 | 132M (IE2) | 1138 | 1000 | 520 | 625 | 605 | 1070 | 14 | 440 | 950 | 1000 | 574 | 16 | 15 | 13.2 | 218 |
| HT100JM/31/4/9/28 | 160L (IE2) | 1138 | 1000 | 711 | 625 | 605 | 1070 | 14 | 629 | 950 | 1000 | 574 | 16 | 15 | 13.2 | 335 |

All dimensions in mm

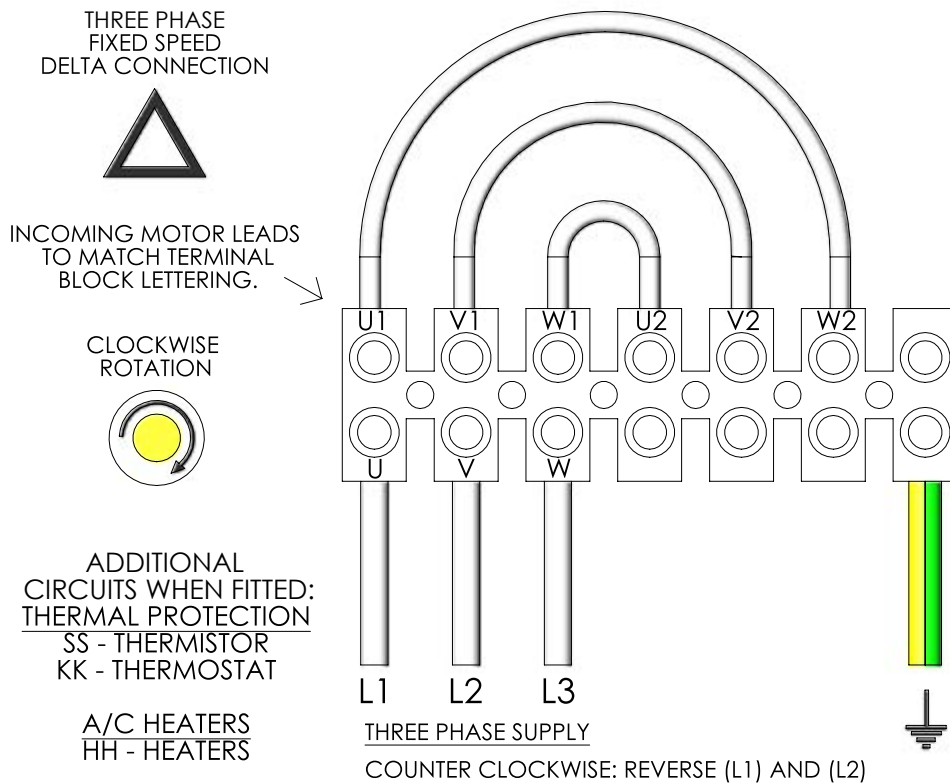


Wiring Diagrams - HTJM Aerofoil

CD2416



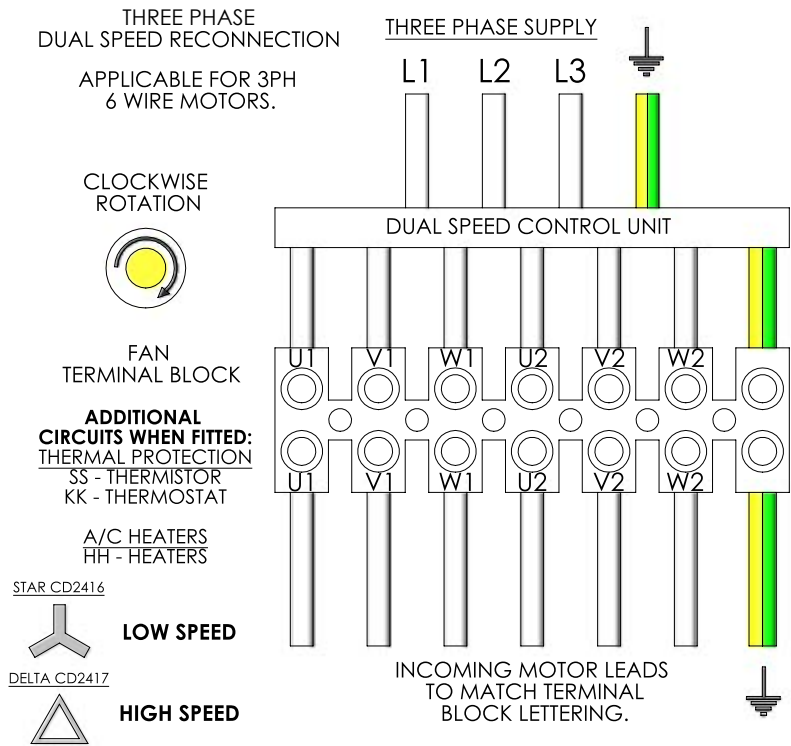
CD2417





Wiring Diagrams - JM Aerofoil

CD2420



CD2423

